

Automated Integration Testing for Avionics Systems

Prof. Dr. Jan Peleska,
Aliko Tsiolakis

Center for Computing Technologies, Safe Systems
University of Bremen, Germany

3rd ICSTEST International Conference on Software Testing
18. April 2002

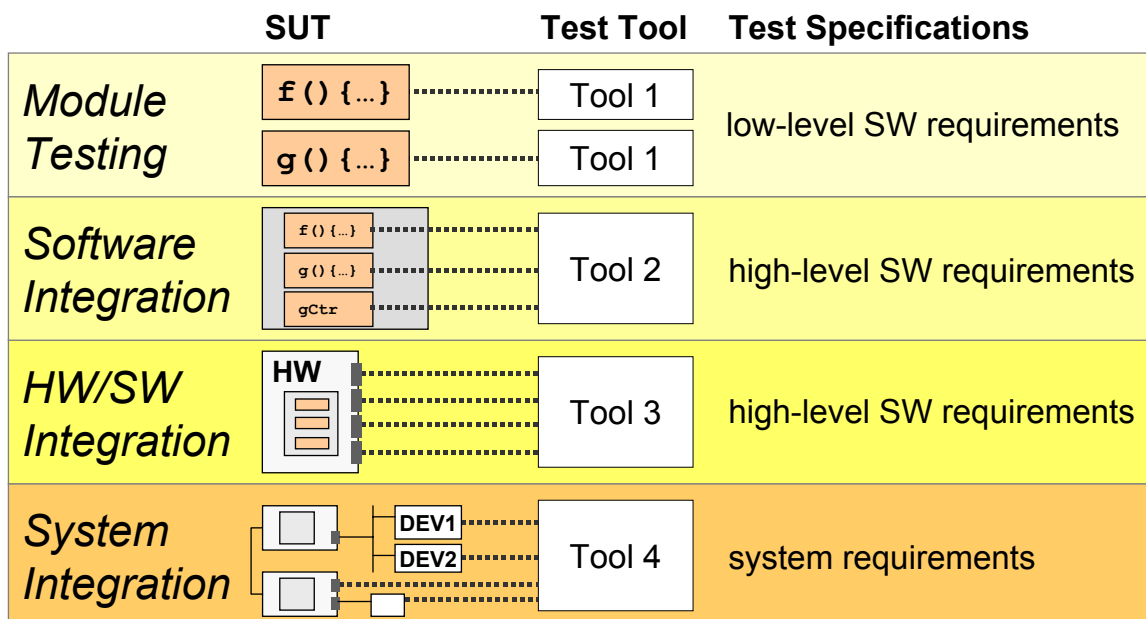
In this presentation, ...

- ▶ ... we describe a novel approach for integration testing, providing
 - A unified concept and test automation technology for all test levels --- from software integration testing to system integration testing
 - Automatic test generation, execution and test evaluation based on real-time state machines operating in parallel

Objectives of the Approach

- ▶ Provide a unified concept for re-usable test specifications
- ▶ Support automatic test generation, test execution and test evaluation
- ▶ Reduce the effort for test preparation
- ▶ Support modelling of
 - Environment simulators,
 - Test evaluation components
 as parallel entities, following the architecture of the operational environment and of the system under test.

Conventional Testing Approach



Example

- ▶ Aircraft Smoke Detection Controller (simplified for illustration purposes)
 - Smoke Detectors are located in different areas of the aircraft (e.g., lavatories, cargo compartments)
 - Smoke Detectors send status messages to controller using the CAN bus
 - In case of a smoke alarm signalled by detectors, controller shall
 - Turn on *Smoke Warning Light* in cockpit
 - Indicate the alarm on the *Flight Warning System* by sending a message using the ARINC 429 bus
- ▶ Testing levels considered in this presentation: Software Integration, HW/SW Integration

Example: Conventional Testing – Software Integration (1)

SUT (Software Thread)

Test Environment

```
void smkCtrl () {
    while (true) {
        msg = getSmkMsg();
        switch (msg.msgType) {
            case alarm:
                setSmkWarnLight (on);
                putArcMsg (msg);
                break;
            case ok:
                ...
        }
    }
}
```

TEST SUBS

```
int main() {
    pthread_create(..., smkCtrl...);

    // Test case 1
    gCanMsg.loc = LAV_S;
    gCanMsg.msgType = alarm;

    wait(t); //SUT processes data
    if (gArcMsg.loc != LAV_S
        || gArcMsg.msgType != alarm)
        print(`ERROR Test 1`);

    // Test case 2...
```

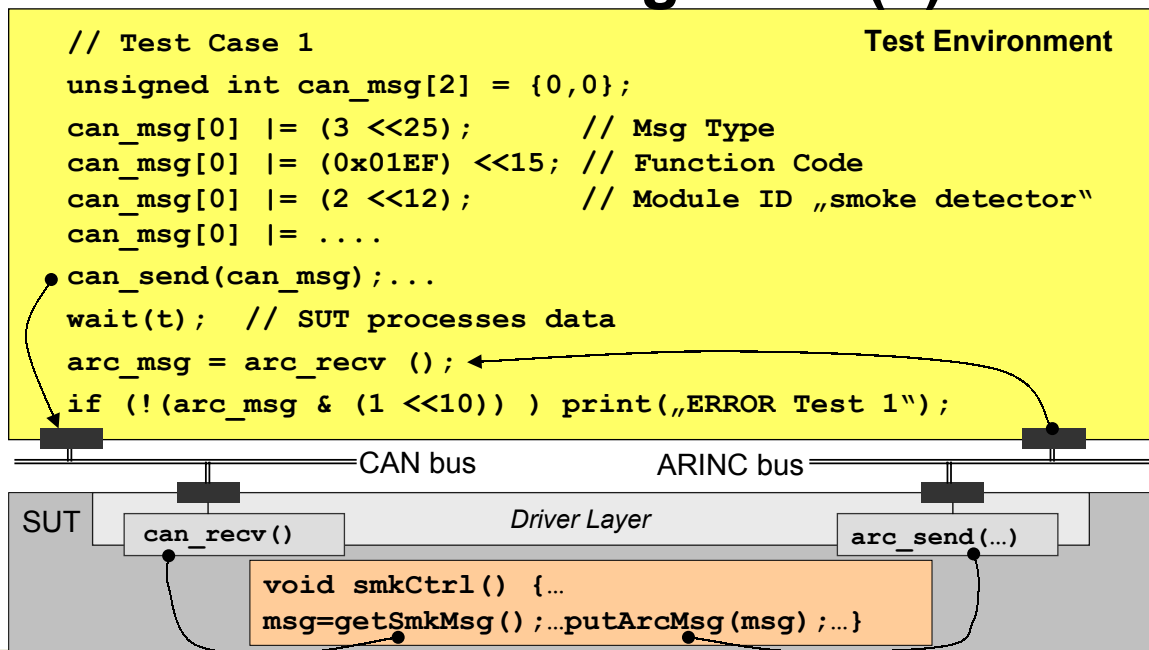
Example: Conventional Testing – Software Integration (2)

Test Specification consists of

- ▶ Test Data: Assigned to global variable `gCanMsg` with type


```
struct { location_t loc; msg_type_t msgType;
    }
```
- ▶ Checking Condition for Expected Results: Evaluation of global variable `gArcMsg` with same type.
- ▶ Test Stubs:
 - `getSmkMsg()`: return the value of the global variable `gCanMsg` defined by test environment to SUT which is SW thread `smkCtrl()`
 - `putArcMsg()`: Copy parameter value `msg` supplied by SUT to global variable `gArcMsg`, to be evaluated by test environment

Example: Conventional Testing – HW / SW Integration(1)



Example: Conventional Testing – HW/SW Integration (2)

Test Specification

- ▶ Test Data: CAN messages
 - Construction of the CAN message for each test case

- ▶ Checking Conditions for Expected Results: Evaluation of ARINC 429 messages
 - Checking the correctness of bit patterns in the ARINC message

Transmission of the test data using the CAN bus / ARINC 429 bus

- ▶ *Driver Layer* between the hardware and the software providing functions for sending and receiving the messages

CAN and ARINC Messages

CAN Message Identifier														CAN Data Frame															
28	27	26	25	24	...	15	14	13	12	11	10	9	8	7	6	5	4	3	2	1	0	7	6	5	4	3	2	1	0
							0	1	0	1	0	0	0	0	0	0	0	1	0	1	1	0	0	0	0	0	1	0	
Msg Type		Fct Code		Module ID „LAV_S“						System Id „Smk Detection System“				Byte 1 „Alarm“															

ARINC 429 Data Outputs Label 052																																			
32	31	30	29	28	27	26	25	24	23	22	21	20	19	18	17	16	15	14	13	12	11	10	9	8	7	6	5	4	3	2	1				
														0	0	0	0	0	0	0	1														
PARITY														CABIN	CABIN	CABIN	CABIN	AV_CO	LAV_M	LAV_L	LAV_S	Label 052													

Disadvantages of the Conventional Testing Approach

- ▶ Different types of test specifications based on
 - Low-level software requirements
 - High-level software requirements
 - System requirements
- ▶ Different types of test data referring to
 - Software objects
 - Hardware interfaces
 - Hardware interfaces, networks and interfaces of peripherals
- ▶ Application of different associated tools

➔ „incomparable“ test results, no re-use of test specs

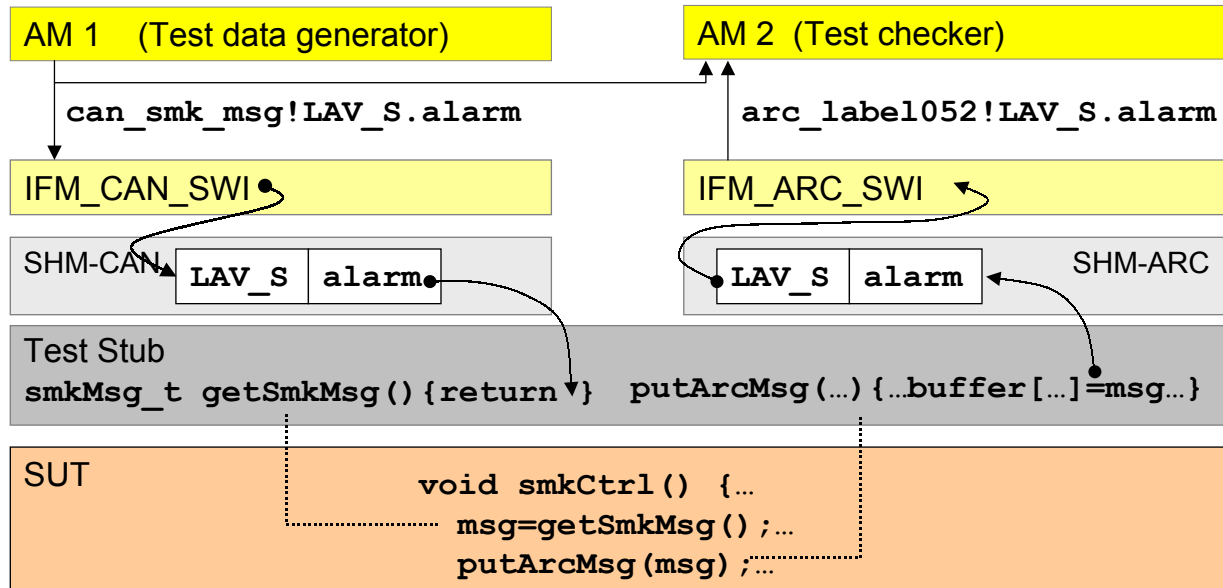
Unified Concept and Test Automation Technology

▶ Interface abstraction

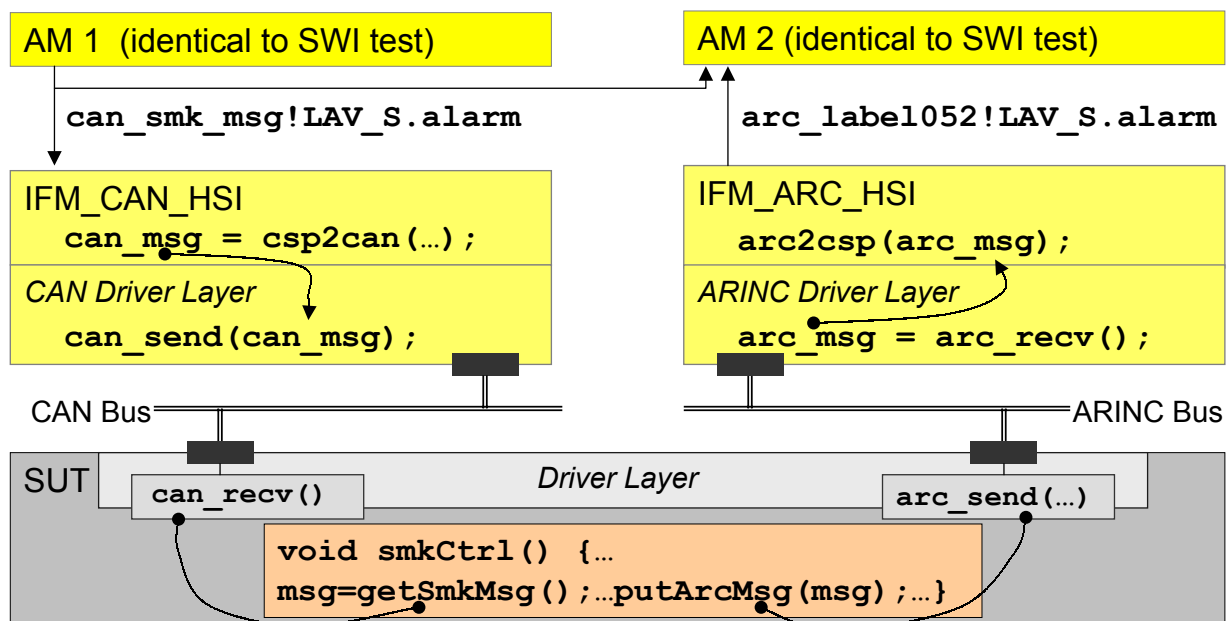
- Test specifications use abstract terms for
 - inputs
 - outputs
 - errors, warnings, requirement tracing information, etc.
- Abstract Machines (AM) interpret the test specifications in real-time
 - Channels with associated vectors of abstract data values
channel **can_smk_msg**:
location.status

 - channel **arc_smk_msg**:
location.status
- Test execution: Mapping onto concrete interfaces of the SUT
- Interface Modules (IFM)

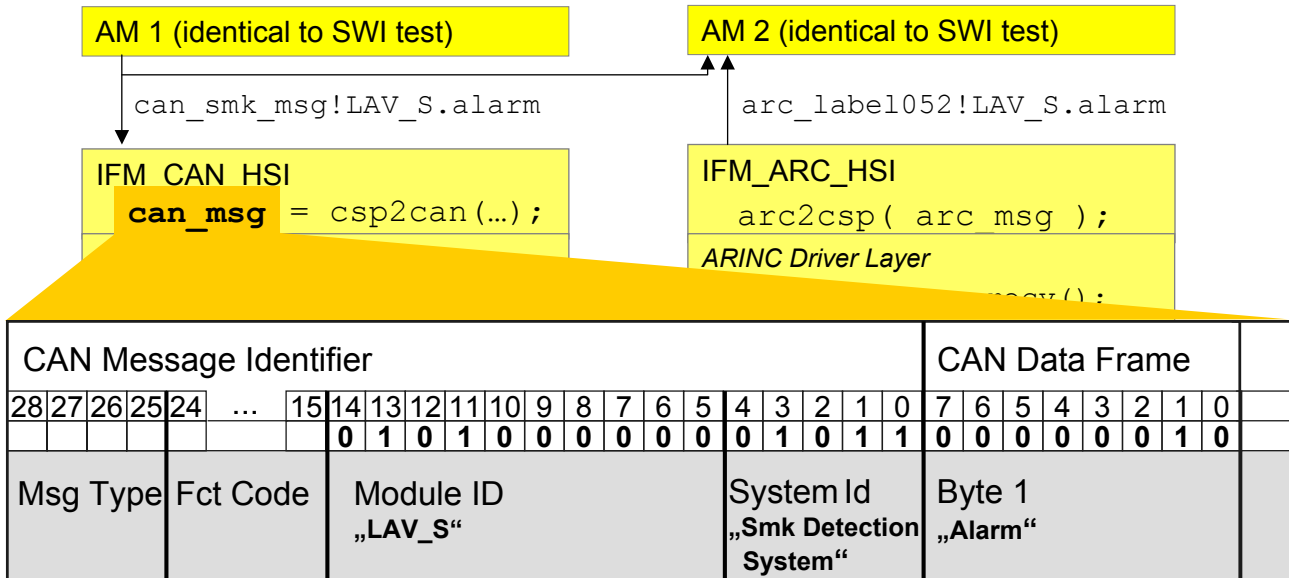
Example: Software Integration Test using Interface Abstraction



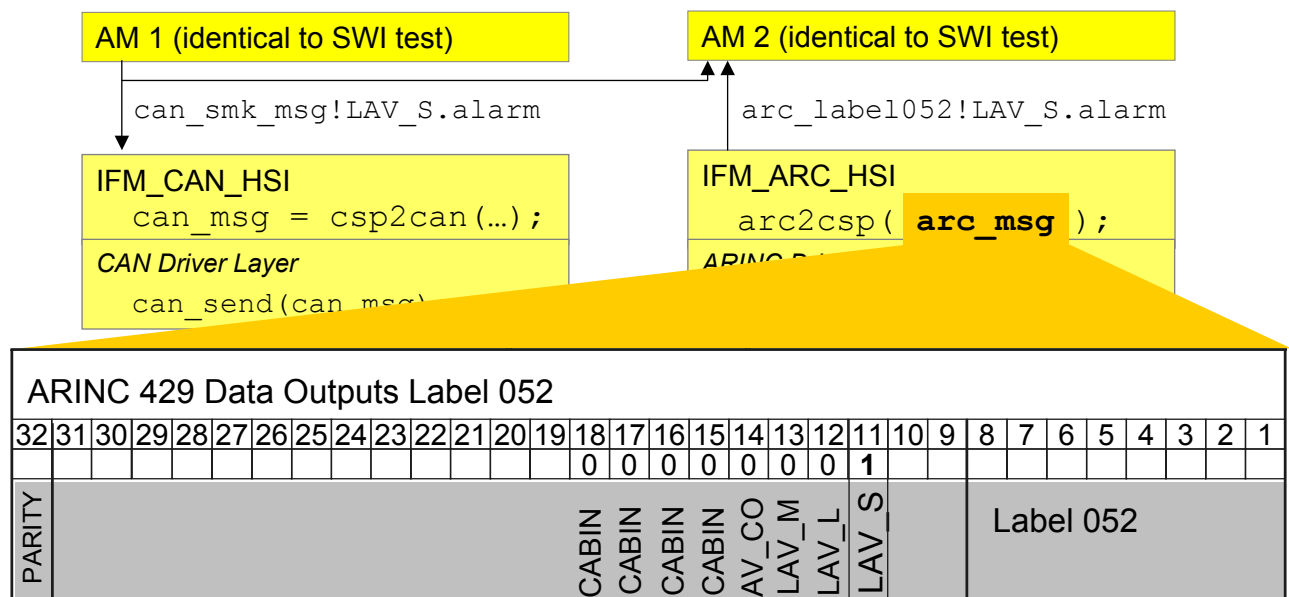
Example: HW/SW Integration Test using Interface Abstraction (1)



Example: HW/SW Integration using Interface Abstraction (2)

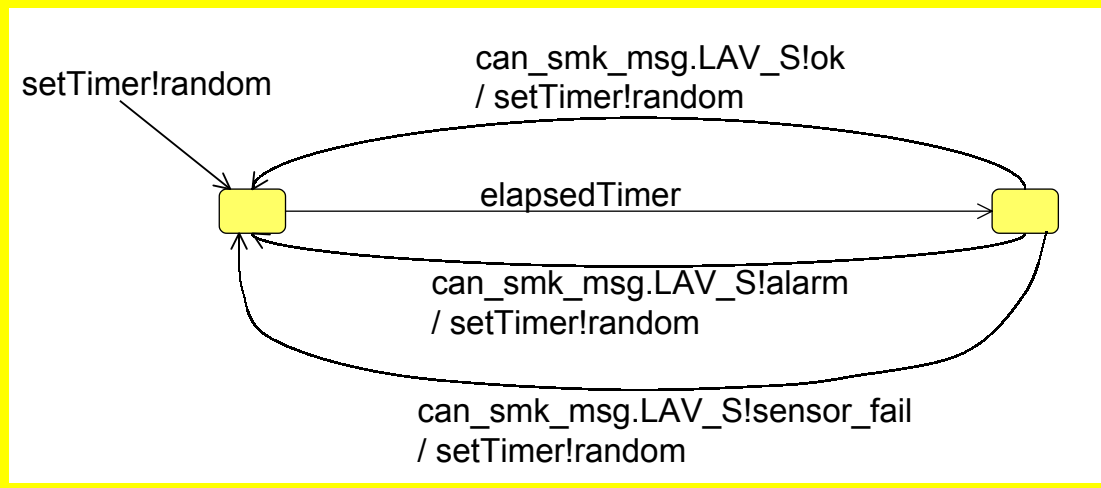


Example: HW/SW Integration using Interface Abstraction (3)



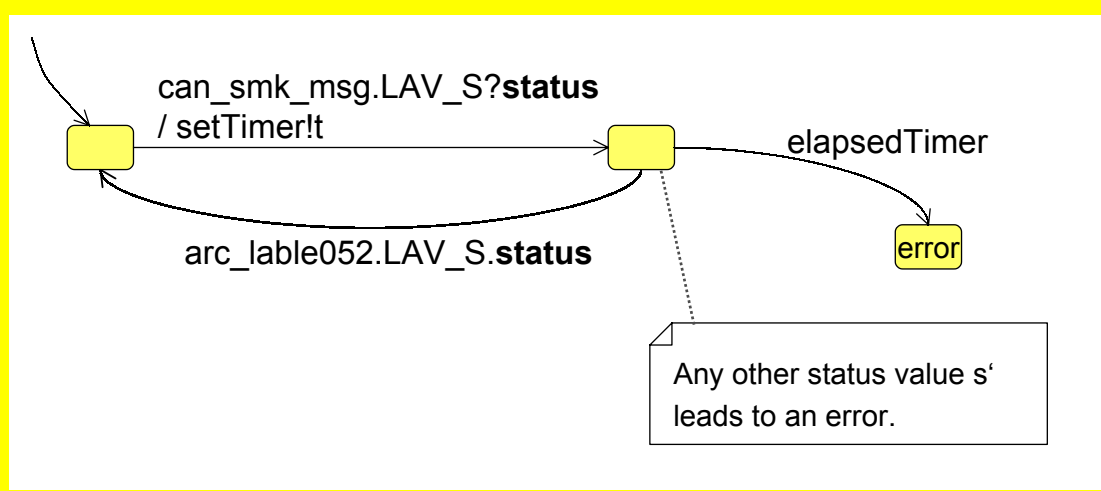
Test Specifications: Abstract Machine (AM1)

AM 1: Operates on abstract channels - Simulates specific smoke detector behaviour, e.g. detector at LAV_S



Test Specifications: Abstract Machine (AM2)

AM 2: Operates on abstract channels - Checks messages generated by SUT in response to specific smoke detector status, e.g. LAV_S



Advantages of Interface Abstraction

- ▶ Re-use of test specifications on all test levels — from Software Integration to System Integration Testing
- ▶ Unified interface description method on all test levels
- ▶ Abstraction from concrete interfaces by means of Interface Modules (IFMs)
- ▶ Use of different abstract machines for simulation and testing possible (e.g., AM1 for simulation and AM2 for checking)
- ▶ Algorithms for test generation and test evaluation operate on abstract channel events → re-usable on all test levels

A closer look on test scripts

- ▶ **Sequential test scripts** used by conventional testing approaches
 - Test cases consist of a list of sequential steps (stimuli for the SUT or checks of SUT responses)
 - Effort for preparation proportional to the test duration
 - Limitations for manually written scripts (<10000 steps)
 - No re-use of any test script on other testing levels
 - Combinatorial effect of interleaved environment stimuli is difficult to specify in sequential script
- ➡ 1. Approach unsuitable for long-term testing
- ➡ 2. Test execution of sequential test scripts not appropriate for parallel nature of SUT and operational environment

A closer look on test scripts (2)

▶ Test scripts based on timed state machines

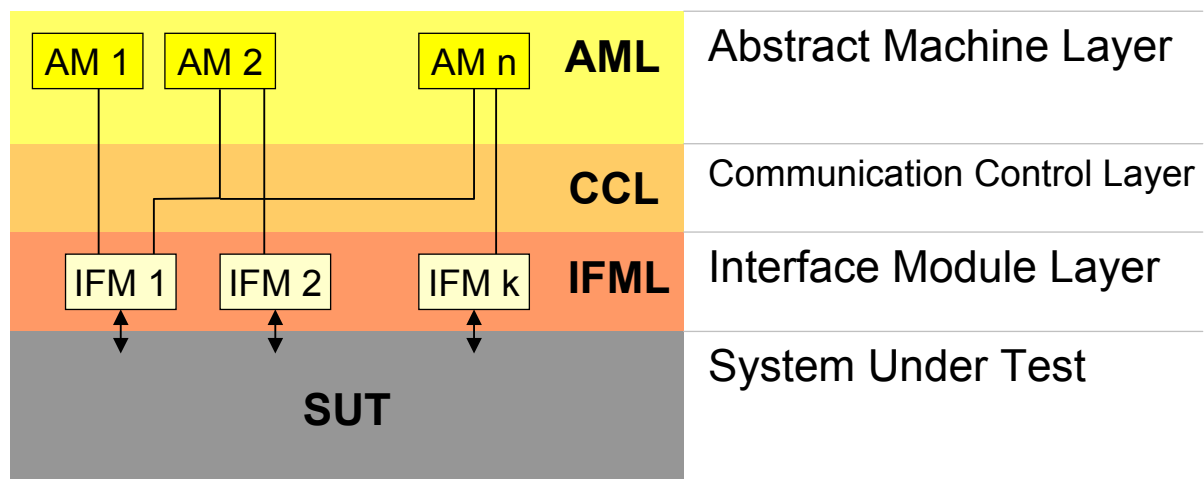
- Each state of the machine specifies
 - a set of possible inputs to the SUT
 - the set of correct SUT outputs
- Test steps are transitions in the state machine
- Test scripts based on timed state machines are interpreted in hard real-time by Abstract Machines (AMs)

➡ Automatic generation of test data during test execution

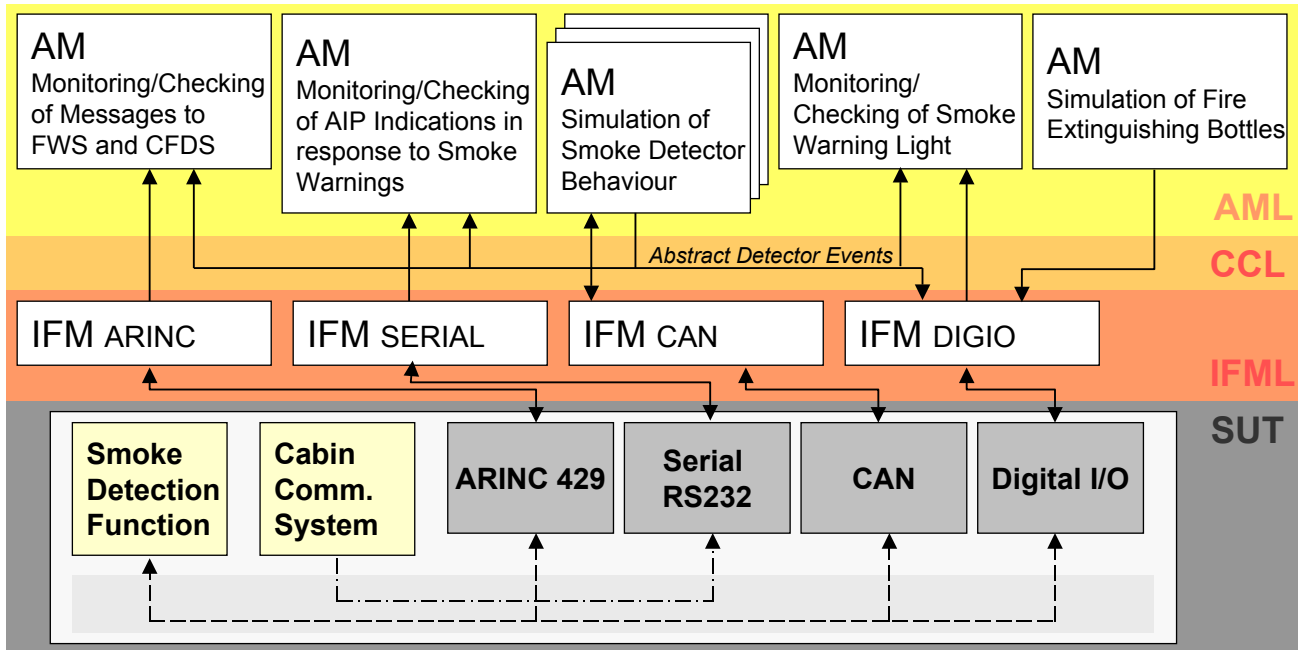
➡ Abstract Machines running in parallel for

- simulating different parallel components
- checking different aspects of the SUT behaviour

Interface Abstraction using the RT-Tester



Example for HW/SW Integration Testing



Conclusion: Advantages of the Approach

- ▶ Unified interface description method on all test levels (from SW Integration to System Integration Testing)
- ▶ Re-use of test specifications (simulators and checkers) on all test levels
- ▶ Automatic generation of test data from timed state machines
- ▶ Automatic evaluation of SUT behaviour by means of state machine checkers
- ▶ Simple description of complex behaviours by means of networks of abstract machines, each machine describing a single behavioural aspect

Conclusion: Tool support

- ▶ The presented test automation concept is supported by the **RT-Tester tool** (developed since 1993 by *Verified Systems International GmbH* in cooperation with *TZI*)
- ▶ Simulation and test of time-continuous aspects by integration of *MatLab/Simulink*
- ▶ Open interface for integration of other test tool components (e.g., for GUI testing)

Conclusion: Application Areas

- ▶ Testing of Airbus Avionics controllers developed by *KID Systeme*
 - A340-500/600 and A318 Cabin Communication System CIDS
 - A318 smoke detection controller (SDF)
 - A380 controller tests in preparation
- ▶ Testing of train control systems and interlocking system components developed by *Siemens*
- ▶ Testing of controller for the International Space Station ISS developed by *ASTRIUM*
- ▶ Testing of automotive controllers (*Daimler Chrysler*)

Conclusion: Current Research and Development Activities

- ▶ Development of hard real-time timed **test engine based on PC clusters** (European research project VICTORIA)
- ▶ Development of **test strategies for aircraft controllers** based on test design patterns (VICTORIA)
- ▶ **Automatic generation of interface modules** from descriptions of relations between abstract channels and concrete variables or functions
- ▶ **Tool qualification** according to RTCA DO 178B for test of specific A318 and A380 controllers
(Qualification for Test of A340-500/600 CIDS controller already in progress)